

Tree house



1 Which tree house is it? Number the pictures.

- 1 Find a big tree with strong branches. Nail boards together and put them on the branches – this is the floor. Nail boards together for the four walls. Now you have a tree house up in a tree.
- 2 Make a circle with the branches of young willow trees. Tie the branches together to make the roof. Wait and soon you will have a green tree house.
- 3 Find some long sticks with leaves. Lean them against one or two trees. You will have a nice little tree house under a tree.
- 4 Find three or four trees close together. Take a cloth and stretch it. Tie the corners of the cloth to the tree trunks. This will make a nice roof.



2



3

4






1



2 Colour the materials.

Colour the rope blue.
 Colour the boards yellow.
 Colour the nails black.
 Colour the sticks brown.
 Colour the tree green.



3 What can you do in the woods? Tick the sentences.

- | | |
|--|--|
| <input checked="" type="checkbox"/> Tie a rope around a branch. | <input checked="" type="checkbox"/> Put a board on a branch. |
| <input checked="" type="checkbox"/> Lean sticks on a tree trunk. | <input checked="" type="checkbox"/> Nail sticks together. |
| <input type="checkbox"/> Nail a board to a tree. | <input checked="" type="checkbox"/> Tie a board to a tree. |
| <input type="checkbox"/> Cut a branch off a tree. | <input type="checkbox"/> Make a fire under a tree. |



4 Make your own tree house.

Draw your tree house and make a list of the material you use. **Vorschlag!**

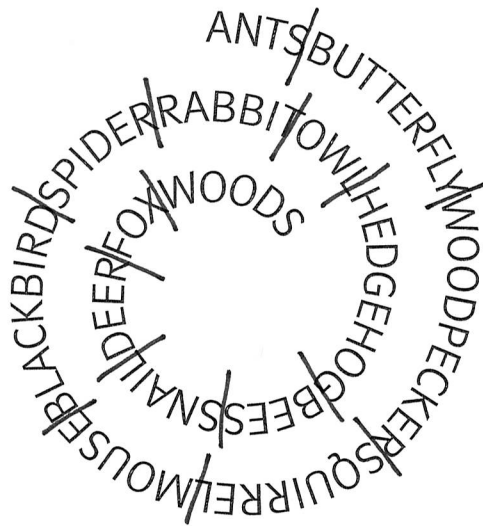



boards
rope
nails
sticks
cloth
hammer
saw (Säge)

Animals



5 Go around the snake and find the animals and write them down.




ants, butterfly, woodpecker,
squirrel, mouse, blackbird,
spider, rabbit, owl,
hedgehog, bees, snail,
deer, fox

One word is not an animal. What is it?

woods


Pete He The owl The deer	is	sleeping
Pete and Dilly They The owls The bees	are	flying



6 Play a game. Look at pages 26 and 27 in your Pupil's Book. Describe what an animal or insect is doing. Your partner guesses what it is.



Example: It is sleeping under a tree.
- It is a fox!



7 Find the differences to Pupil's Book pages 26 and 27.

8 What animals are awake at night? Write the animals you find:

bats, fox, mice, deer, owl, hedgehog, rabbits

9 Complete the table: hunting, eating, singing, playing, sleeping, flying

Day	Night
The owl is sleeping.	The owl is hunting
The hedgehog is sleeping	The hedgehog is eating
The blackbird is singing / flying	The blackbird is sleeping .
The squirrel is eating	The squirrel is sleeping .
The rabbits are sleeping	The rabbits are playing .
The fox is sleeping	The fox is hunting .

Animals



10 Write the words for the animals.

owl




snail

squirrel



mouse

grass snake




rabbit

fox



woodpecker

hedgehog



frog

LEARNING
TO LEARN

Begriffe kannst du dir besser merken,
wenn du sie mehrmals schreibst.



11 Quiz: Who am I? Can you find the animals?
They are all on page 34.

My favourite food is nuts. I can climb up trees.

I am a **squirrel**.

My favourite food is frogs. I live in the grass, but I can also swim. So I can also catch small fish. I am a **grass snake**.

My favourite food is grass. With my eyes I can see things all around me.

I am afraid of the fox. I am a **rabbit**.

My favourite food is rabbits, but I also eat, mice and hedgehogs. I hunt them in the evening and at night. I have a red fur. I am a **fox**.

My favourite food is mice. I have very good eyes and can see in the dark. I can fly.

I am an **owl**.

My favourite food is seeds. I am small and I am afraid of the owl and the fox.

I am a **mouse**.

My favourite food is leaves. I am afraid of the hedgehog.

I am a **snail**.

My favourite food is insects, but I also eat snails. I sleep during the day. I am afraid of the fox.

I am a **hedgehog**.

My favourite food is the insects that live in the bark of trees. I have a long beak and peck them out. I am a bird. I am a **woodpecker**.

12 Who eats who? Look at page 34 again.





13 Look at your Pupil's Book on pages 28 and 29.

What do the man and woman want from the tree? Find four things.



kitchen table

fruit

fire wood

shade

14 Look at pages 28 and 29 in your Pupil's Book and correct the sentences below.

Hawk: I can catch a ~~cat~~.

I can catch a mouse

Squirrel: We hide ~~honey~~ in the tree.

We hide nuts in the tree

Blackbird: We will sing pretty songs ~~in the winter~~.

We will sing pretty songs every morning.

Bees: We will give you ~~nuts~~.

We will give you honey.

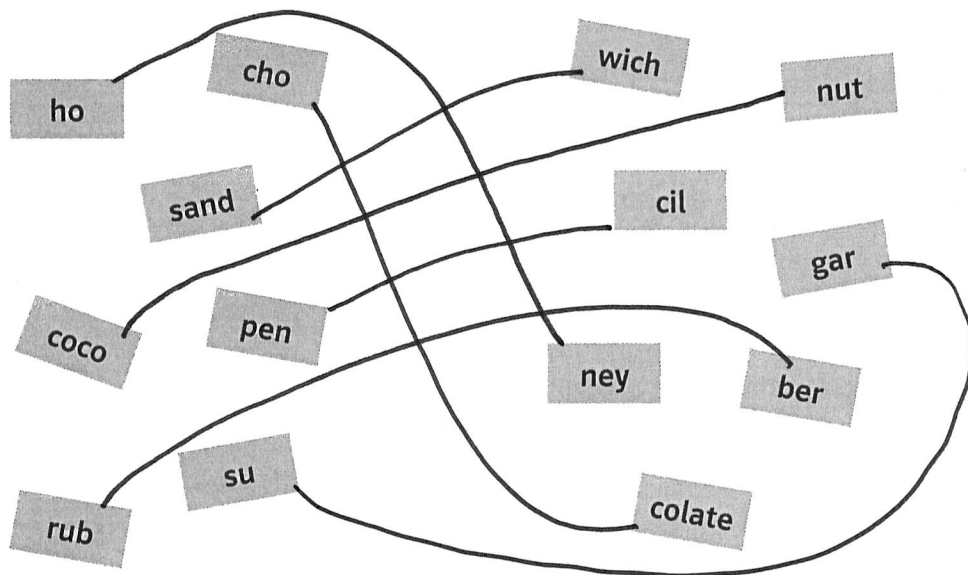
Man and woman: We can ~~chop down~~ a new tree.

We can plant a new tree.



15 Act out the story.

16a Match the parts to make words. Draw a line.



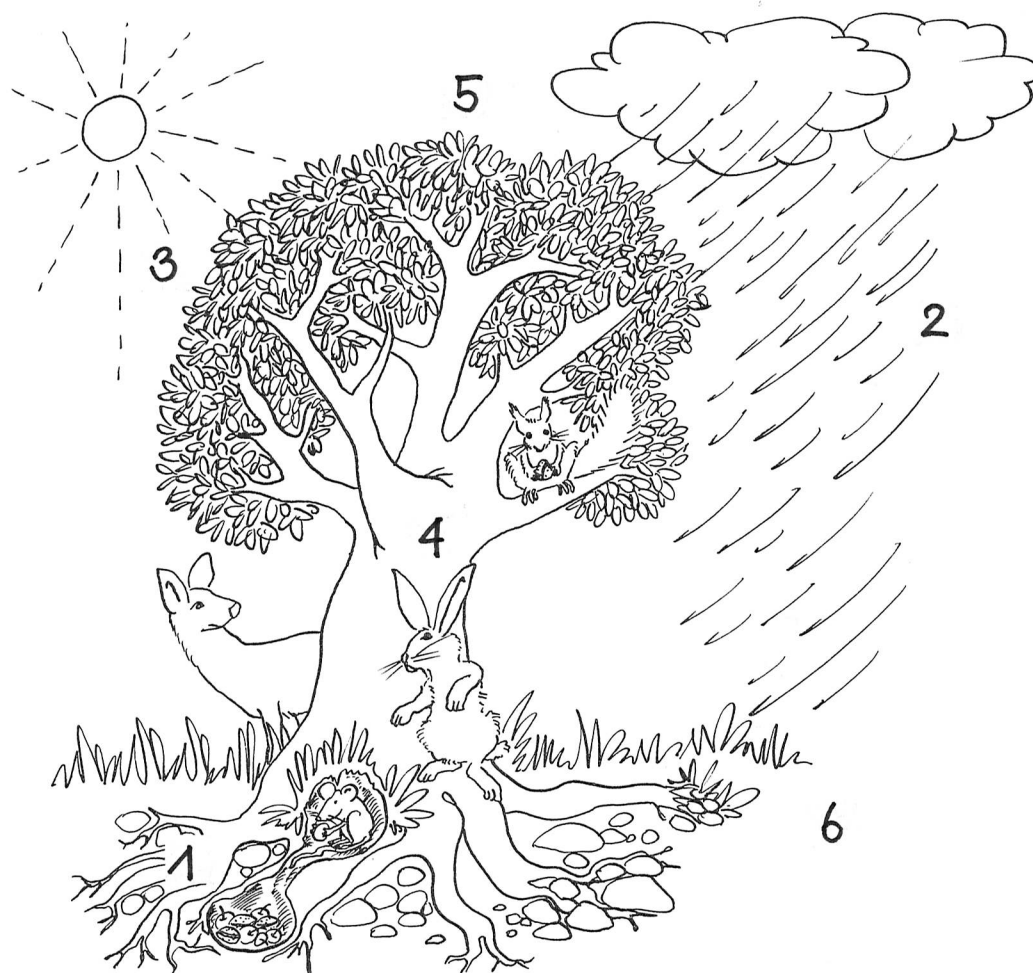
16b What comes from trees?

chocolate, coconut, rubber, pencil



17 Match the numbers to the sentences.

- | | |
|---------------------------------------|---|
| 1 The roots hold the ground together. | 4 The water goes up the tree to the leaves. |
| 2 The rain comes down. | 5 The leaves clean the air. |
| 3 The sun shines on the leaves. | 6 The ground holds the water. |



18 Colour the picture.



19 Where are the animals? Use the words in front of, behind, on, under.



The deer is behind the tree.

The rabbit is on the root.

The squirrel is on the branch.

The mouse is under the tree

The rabbit is in front of the tree.

What is wrong?



20 What is wrong? Find 5 things that are wrong in the picture. Colour them red.

Make sentences about the things that are wrong.

Examples: He is riding off the path.



- cut into a tree
- cut off a branch
- throw rubbish on the ground
- run after a rabbit
- make a fire



21 A haiku is a Japanese form of poetry. Read this poem.

Animals, insects

Flying, running and hiding.

A deer in the grass.



Now read it again and clap. How many times do you clap for each line?
Now write your own Haiku.